





## Filament-LED A60/A70 Clear/Opal

### Features

- Extremely energy saving with low power consumption
- Full glass version ideal retrofit of traditional lamps with same appearance / performance / dimensions
- Overall light distribution
- Good color rendition, Ra  $\geq 80$




Model	Voltage	Wattage	Base	Color Temp	Lumen	
LED A60 FIL-4W-G CL	220 - 240V	4W	E27 / B22d	2700K	470lm	E
LED A60 FIL-6.5W-G CL	220 - 240V	6.5W	E27 / B22d	2700K	806lm	E
LED A60 FIL-8.5W-G CL	220 - 240V	8.5W	E27 / B22d	2700K	1055lm	E
LED A70 FIL-12W-G CL	220 - 240V	12W	E27 / B22d	2700K	1521lm	E
LED A60 FIL-4.5W-G CL DIM	220 - 240V	4.5W	E27 / B22d	2700K	470lm	F
LED A60 FIL-8W-G CL DIM	220 - 240V	8W	E27 / B22d	2700K	806lm	F
LED A70 FIL-12W-G CL DIM	220 - 240V	12W	E27 / B22d	2700K	1521lm	E
LED A60 FIL-4W-G OP	220 - 240V	4W	E27 / B22d	2700K	470lm	E
LED A60 FIL-7W-G OP	220 - 240V	7W	E27 / B22d	2700K	780lm	E
LED A60 FIL-4W-G OP DIM	220 - 240V	4W	E27 / B22d	2700K	470lm	E
LED A60 FIL-7W-G OP DIM	220 - 240V	7W	E27 / B22d	2700K	780lm	E



4W	~	40W
4.5W	~	40W
6.5W	~	60W
7W	~	58W

8W	~	60W
8.5W	~	75W
12W	~	100W



Model	Voltage	Wattage	Base	Color Temp	Lumen	
LED A60 FIL-3.4W-G CL	220 - 240V	3.4W	E27 / B22d	2700K	470lm	D
LED A60 FIL-5.8W-G CL	220 - 240V	5.8W	E27 / B22d	2700K	806lm	D
LED A60 FIL-7.6W-G CL	220 - 240V	7.6W	E27 / B22d	2700K	1055lm	D
LED A60 FIL-10.9W-G CL	220 - 240V	10.9W	E27 / B22d	2700K	1521lm	D
LED A60 FIL-3.4W-G CL DIM	220 - 240V	3.4W	E27 / B22d	2700K	470lm	D
LED A60 FIL-5.8W-G CL DIM	220 - 240V	5.8W	E27 / B22d	2700K	806lm	D
LED A60 FIL-10.9W-G CL DIM	220 - 240V	10.9W	E27 / B22d	2700K	1521lm	D
LED A60 FIL-3.4W-G OP	220 - 240V	3.4W	E27 / B22d	2700K	470lm	D
LED A60 FIL-5.8W-G OP	220 - 240V	5.8W	E27 / B22d	2700K	806lm	D
LED A60 FIL-7.6W-G OP	220 - 240V	7.6W	E27 / B22d	2700K	1055lm	D
LED A60 FIL-10.9W-G OP	220 - 240V	10.9W	E27 / B22d	2700K	1521lm	D
LED A60 FIL-3.4W-G OP DIM	220 - 240V	3.4W	E27 / B22d	2700K	470lm	D
LED A60 FIL-5.8W-G OP DIM	220 - 240V	5.8W	E27 / B22d	2700K	806lm	D
LED A60 FIL-10.9W-G OP DIM	220 - 240V	10.9W	E27 / B22d	2700K	1521lm	D



3.4W	~	40W
5.8W	~	60W
7.6W	~	75W
10.9W	~	100W