



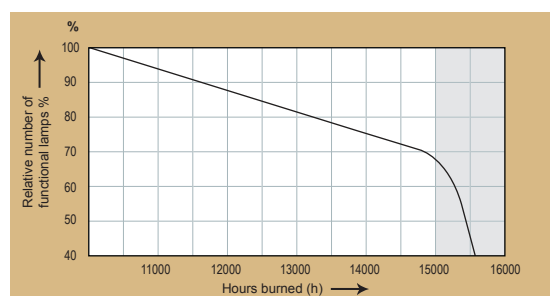
# T5(16mm) Tubular Fluorescent Lamps High Efficacy



↘	Deluxe fluorescent colour :	827 =	Incand. Warm White	2700K
		830 =	Warm White	3000K
		835 =	White	3500K
		840 =	Cool White	4200K
		865 =	Daylight	6500K



- ↘ Coated with high efficiency tri-phosphors
- ↘ Very high luminous efficacy of up to 94 LPW
- ↘ High colour rendering group – 1B, Ra 80-89
- ↘ Maximum luminous flux around 35°C
- ↘ Design for use on electronic control gear with up to 20% increase in efficiency compared to T8 lamps
- ↘ Higher luminaire efficiency as a result of small tube size offering better optical control
- ↘ Allow very slim luminaire design



Typical mortality curve T5 14W/21W/28W/35W

Lamp Code	Wattage (W)	Colour Appearance	CRI (Ra)	Lumen (lm)	Length L <sub>1</sub> (mm)	Length L <sub>2</sub> (mm)
F14T5/827	14	Incand. Warm White	80-89, 1B	1200	549	563
F14T5/830	14	Warm White	80-89, 1B	1200	549	563
F14T5/835	14	White	80-89, 1B	1200	549	563
F14T5/840	14	Cool White	80-89, 1B	1200	549	563
F14T5/865	14	Daylight	80-89, 1B	1100	549	563
F21T5/827	21	Incand. Warm White	80-89, 1B	1900	849	863
F21T5/830	21	Warm White	80-89, 1B	1900	849	863
F21T5/835	21	White	80-89, 1B	1900	849	863
F21T5/840	21	Cool White	80-89, 1B	1900	849	863
F21T5/865	21	Daylight	80-89, 1B	1750	849	863
F28T5/827	28	Incand. Warm White	80-89, 1B	2600	1149	1163
F28T5/830	28	Warm White	80-89, 1B	2600	1149	1163
F28T5/835	28	White	80-89, 1B	2600	1149	1163
F28T5/840	28	Cool White	80-89, 1B	2600	1149	1163
F28T5/865	28	Daylight	80-89, 1B	2400	1149	1163
F35T5/827	35	Incand. Warm White	80-89, 1B	3300	1449	1463
F35T5/830	35	Warm White	80-89, 1B	3300	1449	1463
F35T5/835	35	White	80-89, 1B	3300	1449	1463
F35T5/840	35	Cool White	80-89, 1B	3300	1449	1463
F35T5/865	35	Daylight	80-89, 1B	3050	1449	1463