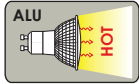
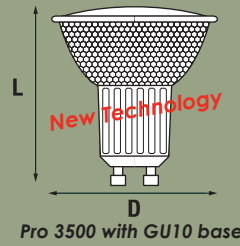


# JDR Pro 3500 GU10/GZ10 Base - Line Voltage Reflector Lamps

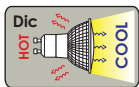


**Inside Aluminium Coating**



Lamp Code	Voltage (V)	Wattage (W)	Beam Angle	Intensity (cd)	Coating Type	Base	Diameter D (mm)	Length L (mm)
<b>Aluminium Coating</b>								
JDR-R35 Pro3500	120 -130 / 230 - 240	35	30°	900	aluminium	GU10	50	53
JDR-R50 Pro3500	120 -130 / 230 - 240	50	30°	1400	aluminium	GU10	50	53

- ↘ Extra long life 4000 hours
- ↘ Brightest GU10 Lamp in the industry



**Dichroic Coating**

Application Warning:  
Cool Beam Lamp filters heat to back side. Use only in fixtures with heat dissipation

Lamp Code	Voltage (V)	Wattage (W)	Beam Angle	Intensity (cd)	Coating Type	Base	Diameter D (mm)	Length L (mm)
<b>Dichroic Coating</b>								
JDR-R35 Pro3500	120 -130 / 230 - 240	35	30°	850	dichroic	GZ10	50	53
JDR-R50 Pro3500	120 -130 / 230 - 240	50	30°	1300	dichroic	GZ10	50	53