

## LED Batten

### Features

- Designed for LED T8 tube
- Models suggestion: LED T8 Type A and Type C
- Customized wiring, available on request

### Materials / Finish

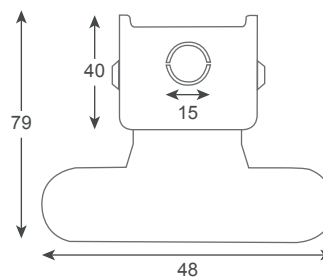
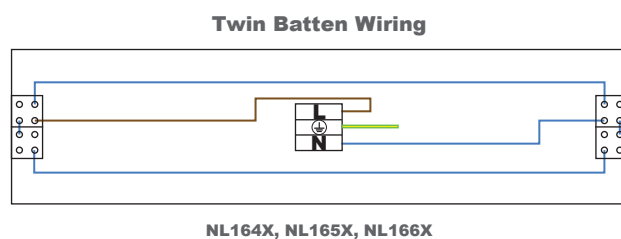
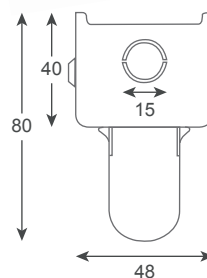
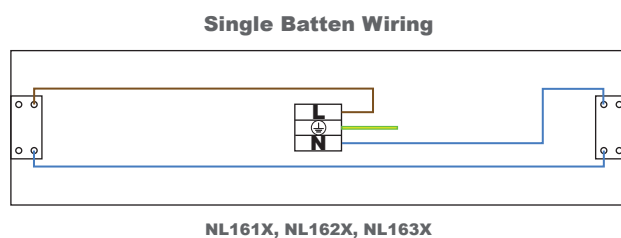
- Body: White powder coated, sheet steel

### Installation / Mounting

- Suitable for surface mounted

### Standards

- Designed and manufactured to comply with international standard EN60598
- Class I Electrical
- IP 20



Model	Length	Width	Height
NL161X-T8-S600	620mm	48mm	80mm
NL162X-T8-S1200	1230mm	48mm	80mm
NL163X-T8-S1500	1530mm	48mm	80mm
NL164X-T8-T600	620mm	102mm	79mm
NL165X-T8-T1200	1230mm	102mm	79mm
NL166X-T8-T1500	1530mm	102mm	79mm

Notice : We are seeking ways to improve the specification, performance and design of our products and alterations can take place without notice.